



Analyst Meeting

FY 2009

RS Public Company Limited

March, 2010



Financial Highlight

Unit : Million Baht

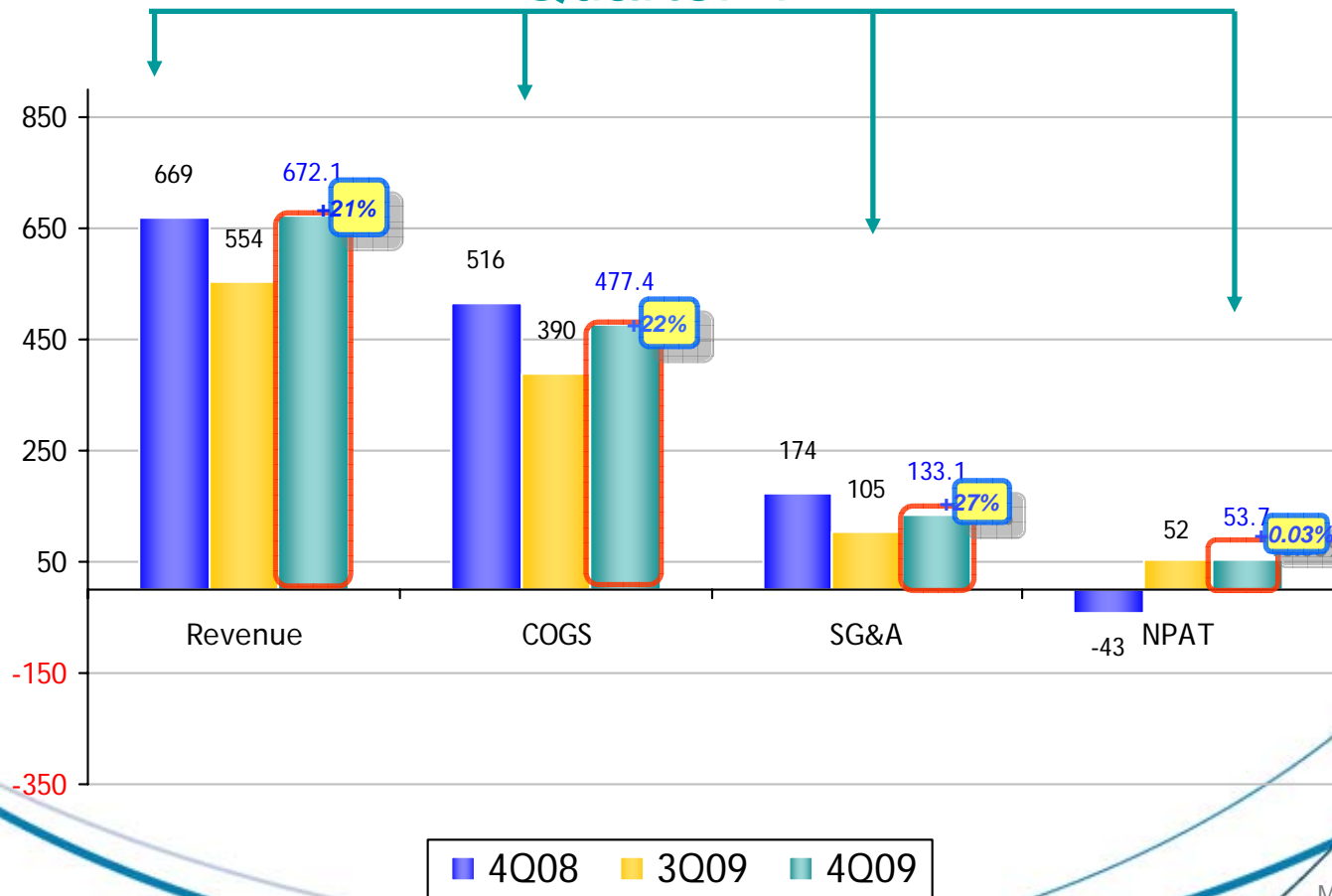
	Y08	Y09	YoY
Operating Revenue	2,329.60	2,174.46	(6.7)%
COGS	2,115.07	1,666.58	(21.2)%
Gross Profit	214.52	507.88	136.7%
Other Revenue	27.33	37.80	38.3%
SG&A	591.07	436.11	(36.8)%
EBIT	(349.20)	109.57	131.4%
Net Profit	(398.42)	75.58	119.0%
<i>NPM</i>	<i>(17)%</i>	<i>3%</i>	

March, 2010



Financial Highlight

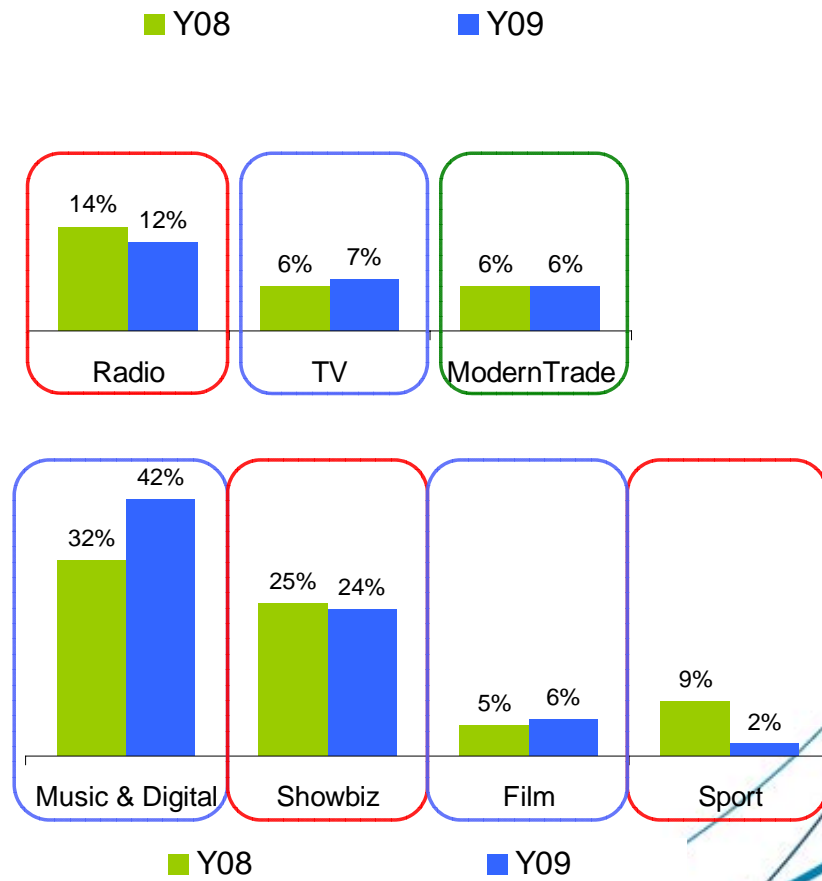
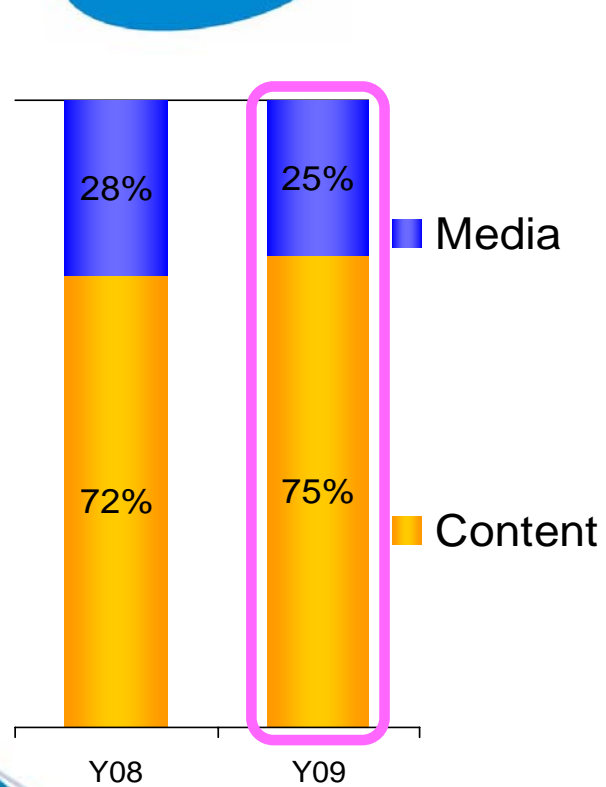
Quarter 4



March, 2010



Revenue Contribution



March, 2010



Key Ratios

	Y08	Y09
Gross Profit Margin	9.2%	23.4%
EBITDA Margin	-10.5%	9.1%
Net Profit Margin	-16.9%	3.4%
Earning Per Share	-0.57	0.11
Book Value per Share	2.69	2.43
Current Ratio	0.95	0.93
D/E Ratio	2.77	2.07
Cash Flow From:		
- Operating Activities	143.4	283.4
- Investing Activities	(383.5)	(63.8)
- Financing Activities	246.6	(300.1)
- Net Cash Flow	6.5	(80.6)
- End Cash	193.3	112.7

March, 2010



Appendix

March, 2010



TV – Teen & Music Program

No.	TV Programs at Dec31, 2009	Type	Day	Time		Channel	Airing Minutes per Week
1	KAMIKAZE' CLUB	Teen	Sat	10:55	11:45	5	50
2	2 NITE LIVE	String	Sat - Sun	0:15	1:30	5	150
3	TEEN PLUS SHOW	Teen	Fri	22:25	23:05	5	40
4	ASIAN COUNTDOWN	Teen	Wed	23:15	0:05	5	50
5	BUSSABA VARIETY	Country	Mon	14:00	14:25	5	25
6	CHOOM CHON VARIETY	Country	Mon - Fri	14:25	14:35	5	50
7	TV RELAX	Country	Tue - Wed	13:25	13:50	5	50
8	YOR YING SO PA	Country	Fri	10:35	11:00	5	25
Airing Munutes per week							440

March, 2010



Non - Music Program

No.	TV Programs at Dec31, 2009	Type	Day	Time		Channel	Airing Minutes per Week
1	HOLIDAY MENU	Variety	Holiday	12:00	13:00	7	60
2	FAH MUENG THAI	Variety	Sun	22:00	23:00	5	60
Airing Munutes per week							60



Thank You

March, 2010