



Press Release
RS PCL
FY 2007



Financial Highlight

Unit : Million Baht

	4Q06	4Q07	%Change	FY06	FY07	%Change
Total Revenue	875.83	703.80	(20)%	3,140.23	2,515.89	(20)%
Total COGS	580.82	503.93	(13)%	2,231.44	1,842.93	(17)%
Gross Profit	295.01	199.87	(32)%	908.79	672.95	(26)%
SG&A	235.89	240.25	2%	728.11	788.09	8%
EBIT	59.11	(40.38)	(168)%	180.67	(115.13)	(164)%
Net Profit	42.14	(44.45)	(205)%	154.66	(121.67)	(179)%
<i>GPM</i>	<i>33.7%</i>	<i>28.4%</i>		<i>28.9%</i>	<i>26.7%</i>	
<i>NPM</i>	<i>4.8%</i>	<i>-6.3%</i>		<i>4.9%</i>	<i>-4.8%</i>	



Revenues Contribution

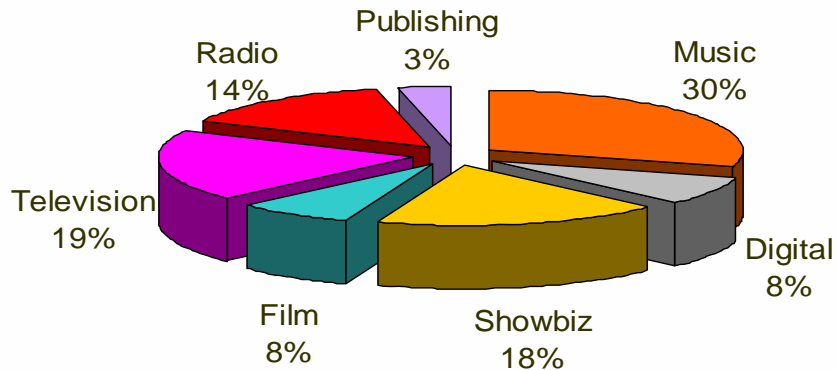
Unit : Million Baht

Businesses	FY06	FY07	%Change
Music	902.62	699.20	(23)%
Digital	234.23	209.12	(11)%
Showbiz	561.38	540.00	(4)%
Film	231.47	296.33	28%
Media	1,126.26	685.22	(39)%
Support	22.12	26.80	21%
Total Operating Revenues	3,078.11	2,456.67	(20)%
Other Revenue	62.12	59.21	(5)%
Total Revenues	3,140.23	2,515.89	(20)%

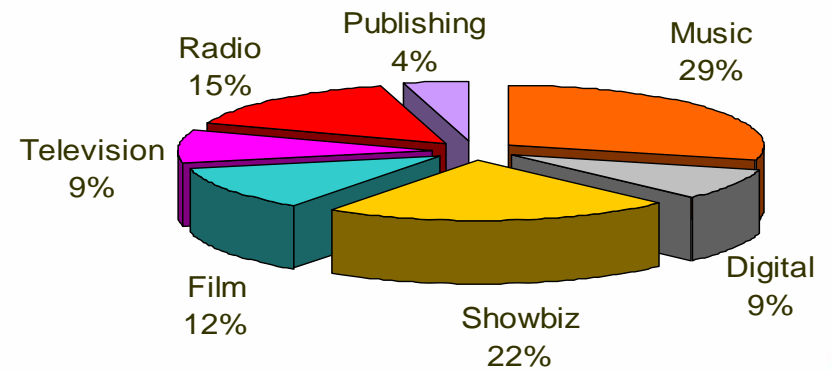


Revenues Contribution

FY06



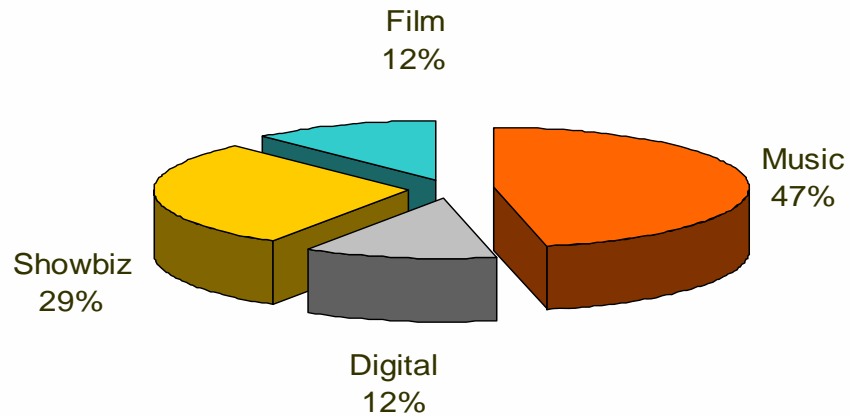
FY07



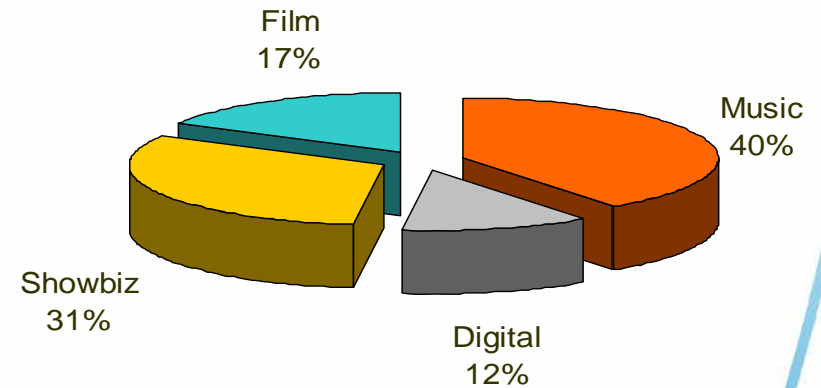


Contents Business Overview

FY06



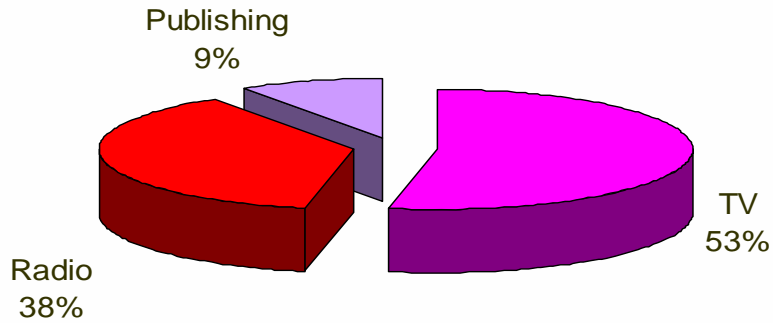
FY07



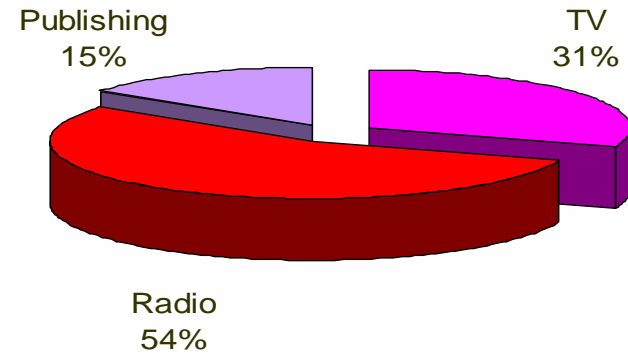


Media Business Overview

FY06

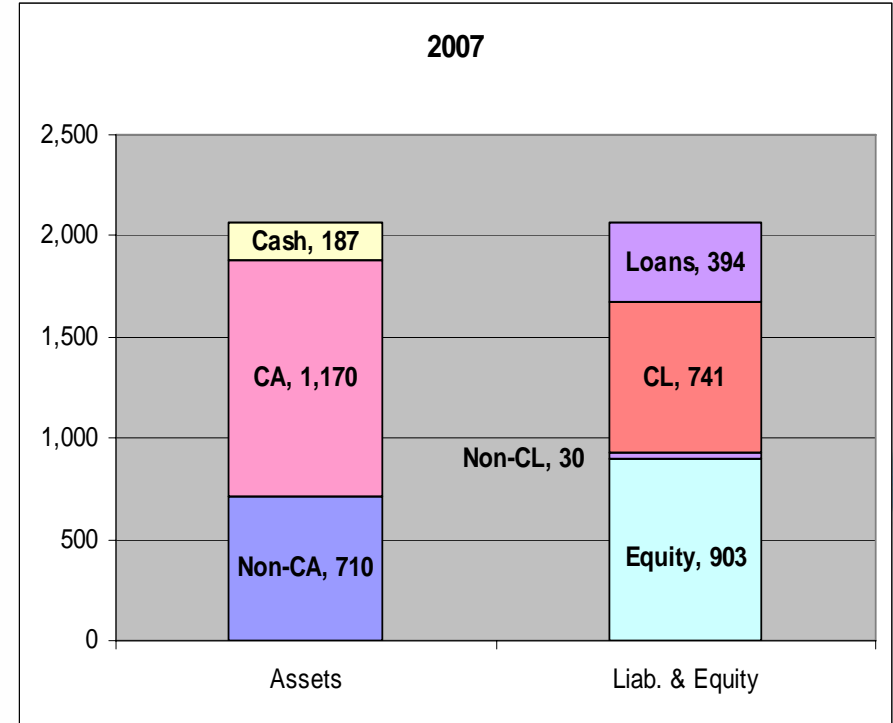
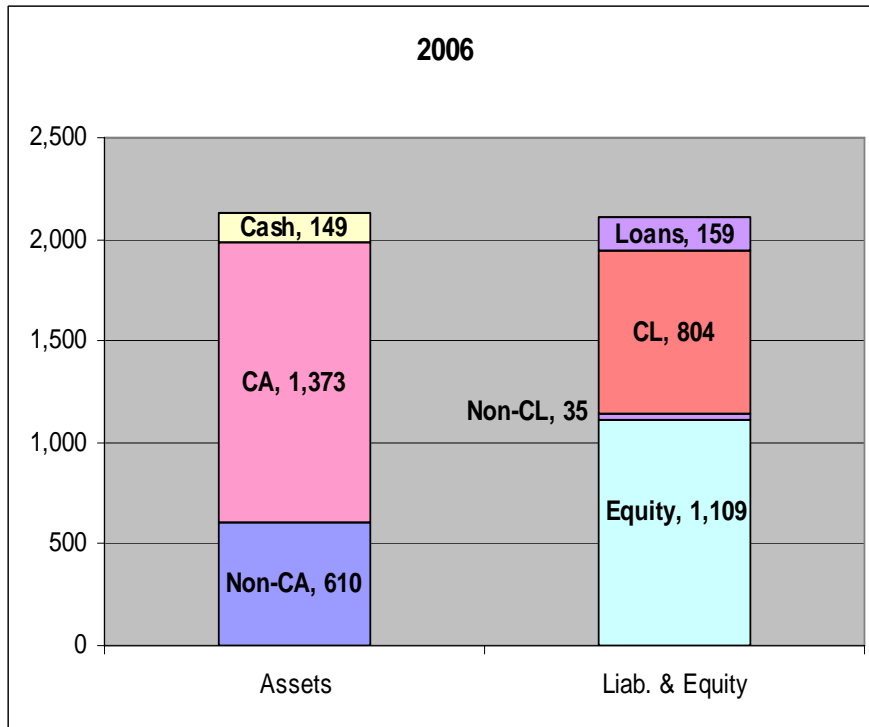


FY07





Balance Sheet



Unit : Million Baht



Thank You